



**Free English  
Grammar  
E-Book  
Level 2**

---

# Table of Contents

---

Present Continuous For Future Use.....	5
Will or Going To? .....	6
Linking Words: Reasons and Results .....	7
Linking Words: Adding, Organizing, Summarizing.....	10
Linking Words: Contrasting Ideas.....	13
Tips for Learning Irregular Verbs .....	14
Simple Past and Past Continuous .....	20
Present Perfect + Ever / Never .....	23
Present Perfect + Yet / Already / Just .....	25
Present Perfect + For / Since .....	27
Present Perfect Simple / Continuous .....	28
Comparative Adjectives: Not as _____ as .....	30
Comparative Adjectives: Quantifiers .....	31
Comparative or Superlative? .....	33
So / Neither / Too .....	34
Verbs + Infinitive or -ING .....	38
Permission, Obligation, Prohibition .....	42
Prepositions of Time .....	46
Prepositions of Place .....	51
Prepositions of Movement .....	56
Relative Clauses .....	61
Word Order: Asking Questions .....	65

Direct and Indirect Questions .....	70
Two Forms of "Used to" .....	73
Too and Enough .....	74
Some / Any / No .....	75
Subject-Verb Agreement .....	78
First Conditional .....	81
Second Conditional .....	83
Should / Could / Would .....	85
Past Perfect .....	88
Present Perfect or Past Perfect? .....	91
Passive Voice: Present / Past .....	94
Reported Speech: Statements.....	95
Reported Speech: Requests, Orders, Questions .....	97

## Welcome!

---

Thanks for downloading the Free English Grammar E-Book Level 2 – I hope it helps you with your English studies! If you have any questions about the lessons, please e-mail me at [help@espressoenglish.net](mailto:help@espressoenglish.net)

Espresso English has over 300 fun, fast online English lessons ([www.espressoenglish.net](http://www.espressoenglish.net)). You can also sign up to get new English lessons every week by e-mail, as well as the Free English Grammar E-Book Level 1.

## Please Share This Book

---

This book is free, but can I ask you to help me with one thing?

Please post a link to the book on Facebook and Twitter to share it with your friends and classmates. Thanks – I really appreciate it!



# Present Continuous For Future Use

---

## Talking about the future in English

Many students use only **will** or **going to** in order to talk about the future. However, it's very common to use the **present continuous** to talk about the future, in the case of **arrangements that are planned**:



- + **I'm having** dinner with friends tonight.
- + **She's meeting** David at the train station tomorrow.
- He **isn't coming** to the party.
- We **aren't seeing** our family this weekend.
- ? What **are** you **doing** on Saturday?
- ? **Is** Mary **arriving** at 7:00 or 8:00 tomorrow morning?

You can use the **present continuous for future plans** with these words:

- tonight, tomorrow, this weekend
- next week/month/year
- this summer/fall/winter/spring
- on Monday/Tuesday/Wednesday/etc.
- next Monday/Tuesday/Wednesday/etc.

# Will or Going To?

---

There are two additional ways to talk about the future in English: **will/won't** and **going to**.

## Use “going to” for plans and arrangements:

- On my next vacation, I'm **going to stay** in a nice hotel in Paris.
- She's **going to look** for a new job after her current contract ends.
- David's **going to meet** me at the airport at 8:00.
- We're **going to get** married next July.
- They're **going to visit** Amy next week. They made plans to meet up on Monday.
- Peter and Paul are **going to share** an apartment when they move to New York.

**Note:** You can also use the present continuous for the future in these cases.

- On my next vacation, **I'm staying** at a nice hotel in Paris.
- David's **meeting** me at the airport at 8:00.
- We're **getting** married next July.

## Use “will/won't” for promises:

- I'll send you an e-mail.
- I **won't** tell anyone your secret.
- He'll pay you back tomorrow.
- We **won't** forget your birthday.

## Use “will” for offers:

- I'll buy you a drink.
- My secretary **will** help you with the paperwork.

## Use “will” for decisions made in that moment:

- “Would you like potatoes or rice?”  
“I'll have the rice.”
- “Which shirt do you like?”  
“Well, the red one is cheaper, but I prefer the color blue. I'll take the blue one.”

You can use either “will/won’t” or “going to” for predictions or general statements about the future:

- My company’s **going to** move its headquarters overseas next year.  
My company **will** move its headquarters overseas next year.
- Your wife **will** love those flowers – they’re beautiful!  
Your wife’s **going to** love those flowers – they’re beautiful!
- The economy **isn’t going to** improve much this year.  
The economy **won’t** improve much this year.
- He **won’t** pass the test. He hasn’t studied at all.  
He’s **not going to** pass the test. He hasn’t studied at all.

Use **I think... will** and **I don’t think... will** to express thoughts about the future.

Don’t use **I think... won’t**. (it doesn’t sound natural).

- ~~I think you **won’t** like this movie. It’s very violent.~~
- I **don’t** think you’ll like this movie. It’s very violent.

## Will/Won’t vs. Going to Quiz

Click here to take the quiz!

<http://www.espressoenglish.net/grammar-in-use-willwont-vs-going-to#quiz>

## Linking Words: Reasons and Results

---

Image source: [FreeDigitalPhotos.net](http://FreeDigitalPhotos.net)

**Linking words** help you connect the ideas in a sentence. In this lesson, you’ll learn some common **linking words** to express **reasons** and **results**.

### Linking Words: Reasons



## Because / Because of

The difference between these two words is that **because** is followed by a **subject + verb**, and **because of** is followed by a noun:

- The game was canceled **because of the rain**.
- The game was canceled **because it was raining**.

In spoken English, many people say '**cause** as a short form of "because."

## Due to / Owing to

**Due to** and **owing to** are also followed by a noun. These words are a little more formal.

There's a lot of traffic today **due to** the upcoming holiday.  
(holiday = noun)

The after-school program was canceled **owing to** lack of interest from the students.  
(lack = noun)

## Due to the fact that / Owing to the fact that

Use these phrases before a **subject + verb**. Again, these phrases are a little more formal.

Many people are still unemployed **due to the fact that** the economic recovery has been slower than anticipated.

The publisher rejected the author's latest work **owing to the fact that** the manuscript was full of errors.

## Since / As

**Since** and **as** are more informal, and they are followed by a **subject + verb**.

- I'm going to bed at 10 PM **since** I need to get up early tomorrow.
- I didn't go to the gym today, **as** I had a lot of homework to do.

## Linking Words: Results



## Therefore / Consequently / As a result

These words are more formal, and are more commonly used in **written English**.

Our company's profits have increased 150% in the past year. **Therefore**, we're going to invest in new equipment and training programs.

The tennis player had knee surgery mid-October; **consequently**, she took the rest of the season off.

There have been heavy rains throughout the interior of the state. **As a result**, several areas have experienced flooding.

## So

"So" is more informal, and more commonly used in **spoken English**.

We were hungry, **so** we stopped at a cafe for a snack.

## Linking Words Quiz: Reasons and Results

Click here to take the quiz!

<http://www.espressoenglish.net/linking-words-in-english-reasons-and-results/#quiz>

# Linking Words: Adding, Organizing, Summarizing

---

## Adding Information and Examples

### for example / for instance

Use these words to give one example of the idea you are talking about. Both of these expressions can go at the beginning or the end of a sentence.

There are a number of problems in this school. **For example**, many of the classrooms don't have audiovisual equipment.

She has a lot of good ideas for our business – opening an online store, **for instance**.

### Written English: i.e. and e.g

In written English, we can use **i.e.** to give **further explanation** or **clarification**; it means "that is" or "in other words."

- Our last marketing campaign failed (i.e. we spent \$50,000 and didn't make many sales).

We can use **e.g.** to give examples; it means "**for example**"

- I enjoy radical sports (e.g. rock climbing, hang gliding, and windsurfing).

In formal writing, these expressions always appear inside parentheses.

### namely / such as

There is a difference between **namely** and **such as**.

**Namely** is followed by **ALL** of the examples you referred to, but **such as** gives only **one** or **some** of the examples, not all of them.

A few of the students – **namely** Brian, Thomas, and Jack – failed the course.

A few of the students, **such as** Brian, failed the course.

### **also / too**

**Also** can go in the middle of a sentence, whereas **too** is typically used at the end.

We did a lot of sightseeing on our vacation. We **also** bought a number of souvenirs.

We did a lot of sightseeing on our vacation. We bought a number of souvenirs, **too**.

### **as well / as well as**

**As well** goes at the end of the sentence (similarly to **too**).

**As well as** must be followed by another word.

- She's not only extremely successful, she's beautiful **as well**.
- She's beautiful **as well as** being extremely successful.

### **in addition / moreover / furthermore**

These linking words are usually used at the beginning of a sentence to add another idea or further develop the previous point.

People who exercise regularly have more energy during the day and sleep better at night. **In addition**, they tend to live longer.

Construction on the new subway has been delayed for months due to budget shortfalls. **Moreover**, the workers are threatening to go on strike.

Our sales are expected to rise 30% in the next year. **Furthermore**, purchase of new equipment will help cut manufacturing costs and increase profits.

**Note:** **In addition**, **moreover**, and **furthermore** are more formal English. In informal spoken English, we usually use the expressions **plus**, **what's more**, and **besides**.

## Organizing and Ordering Information

### Firstly / Secondly

When you are going to make a series of points, you can use **firstly** and **secondly** for the first and second points. After that, you can use "**The third point**," "**The fourth point**," etc. or "**in addition**."

### Lastly / Finally

For your final point, you can begin the sentence with **lastly** or **finally**. These words show your audience that you are almost finished.

### the former / the latter

You can use these words to refer back to two examples previously mentioned:

Our company has two factories: one in Detroit and one in Atlanta. **The former** is operating at 95% capacity and **the latter** at 65%.

In this case, "the former" = the factory in Detroit, and "the latter" = the factory in Atlanta.

## Summarizing Information

Here are some English phrases you can use to give a summary of the information you have already said or written. In general, these phrases go at the beginning of the sentence and are followed by a comma.

- **In short,**
- **In summary,**
- **To summarize,**
- **In conclusion,**
- **In a nutshell,**  
(*more informal*)

# Linking Words: Contrasting Ideas

---

Image source: [FreeDigitalPhotos.net](http://FreeDigitalPhotos.net)



## But / However

**But** is more informal than **however**. You can use **however** at the beginning of a sentence, but you can't use **but** at the beginning of a sentence (in written English).

- I tried to lift the box, **but** it was too heavy for me.
- I tried to lift the box. **However**, it was too heavy for me.

## Although / Even though

These linking words are the same, and they are both followed by a **subject + verb**.

- **Although** I exercise every day, I can't seem to lose any weight.
- She still loves him, **even though** he treated her very badly.

## Despite / In spite of

These linking words are the same, and they are followed by a **noun** or a **gerund** (-ing form of the verb, which can function as a noun).

- Our plane arrived on time **in spite of** the delay during takeoff.
- We won the game **despite** having two fewer players.

## Despite the fact that / in spite of the fact that

These phrases are followed by a **subject + verb**.

- They arrived on time **in spite of the fact that** they left an hour late.
- We won the game **despite the fact that** we had two fewer players.

## While / Whereas / Unlike

These linking words are used to make contrasts. **While** and **whereas** are usually used between two complete phrases. **Unlike** is typically used with only a subject.

- I like tennis, **while** my brother prefers bowling.

- This cell phone plan costs \$0.05 per minute, **whereas** that one gives you up to 800 minutes per month for a fixed price.
- His boss allows him to work from home, **unlike** mine.
- She's very friendly, **unlike** her sister.

### Linking Words Quiz: Contrasting Ideas

Click here to take the quiz!

<http://www.espressoenglish.net/linking-words-contrasting-ideas#quiz>

## Tips for Learning Irregular Verbs

---

Did you know that about 70% of the time when we use a verb in English, it is an irregular one? That means that learning and using irregular verbs is essential for learning English!

The English language has so many irregular verbs that it can make you go crazy... but **even irregular verbs follow some patterns**. In this lesson, you'll learn "groups" of irregular verbs that can make it easier to memorize them.

Don't just *study* this list – try to create your own sentences and *use* all the verbs you know! This will help you remember them much better.

Ready? Let's go!

### Verbs with all 3 forms identical

Let's begin with the easiest group of irregular verbs. These verbs are the same in the present, the past, and the past participle. They include:

**bet, burst, cast, cost, cut, fit,\* hit, hurt, let, put, quit, set, shut, split, spread**

\* *When talking about clothes being the correct size*

### Verbs with identical Present and Past Participle

[www.espressoenglish.net](http://www.espressoenglish.net)

These verbs are the same in the present and the past participle. Only the simple past form is different:

Present	Past	Past Participle
come	came	come
become	became	become
run	ran	run

### Verbs with –N in the Past Participle

These verbs are a little more complicated, as they have –n in the past participle form. There are a few different groups of verbs:

#### With “o” in the past and past participle

Present	Past	Past Participle
break	broke	broken
choose	chose	chosen
forget	forgot	forgotten
freeze	froze	frozen
get	got	gotten
speak	spoke	spoken
steal	stole	stolen
tear	tore	torn
wake	woke	woken
wear	wore	worn

**With “o” in the past only**

Present	Past	Past Participle
drive	drove	driven
ride	rode	ridden
rise	rose	risen
write	wrote	written

**Past with -ew, past participle with -own**

Present	Past	Past Participle
blow	blew	blown
fly	flew	flown
grow	grew	grown
know	knew	known
throw	threw	thrown

**Other irregular verbs with past participle ending in -n**

Present	Past	Past Participle
bite	bit	bitten
hide	hid	hidden
eat	ate	eaten
fall	fell	fallen
forbid	forbade	forbidden
forgive	forgave	forgiven
give	gave	given



see	saw	seen
shake	shook	shaken
take	took	taken

## Verbs with vowel changes

### Long “e” changes to short “e”

Present	Past	Past Participle
keep	kept	kept
sleep	slept	slept
feel	felt	felt
bleed	bled	bled
feed	fed	fed
meet	met	met
lead	led	led

### “ea” is pronounced differently

Present	Past	Past Participle
deal	dealt	dealt
dream	dreamt	dreamt
mean	meant	meant
read	read	read
hear	heard	heard

### Long “i” changes to “ou”

Present	Past	Past Participle
bind	bound	bound
find	found	found
grind	ground	ground
wind	wound	wound

### Short “i” changes to “u”

Present	Past	Past Participle
dig	dug	dug
stick	stuck	stuck
spin	spun	spun
sting	stung	stung
swing	swung	swung

### -ell changes to -old

Present	Past	Past Participle
sell	sold	sold
tell	told	told

### -ought and –aught endings

Present	Past	Past Participle
bring	brought	brought
buy	bought	bought

catch	caught	caught
fight	fought	fought
seek	sought	sought
teach	taught	taught
think	thought	thought

## Verbs with 3 different vowels!

Are you ready for a challenge? These irregular verbs have different vowels in each form. Fortunately, they do follow a pattern.

### Vowel changes from “i” to “a” to “u”

Present	Past	Past Participle
begin	began	begun
drink	drank	drunk
ring	rang	rung
shrink	shrank	shrunk
sing	sang	sung
sink	sank	sunk
spring	sprang	sprung
swim	swam	swum

## The REALLY Irregular Verbs

Well, these are the completely irregular verbs – the ones that don't fit into any of the categories above! They are also some of the most commonly used verbs in the English language, so make sure to memorize them in all their crazy irregular forms!

Present	Past	Past Participle
be	was / were	been
do	did	done
go	went	gone
have	had	had
make	made	made

## Simple Past and Past Continuous

---

### When to use the Past Continuous

To talk about things that were **in progress in the past**.

### Past Continuous Positive

To form the past continuous positive, use  
**subject + was/were + verb + -ing**

I / He / She / It	<b>was</b>	studying
You / We / They	<b>were</b>	studying

### Examples:

- "What were you doing when I called you?"  
"I **was studying**."
- She **was playing** guitar at the party.
- At 5:30 last night, we **were driving** home.
- They saw a starfish while they **were walking** on the beach.

## Past Continuous Negative

The past continuous negative is:

**subject + was not / were not + verb + -ing**

I / He / She / It	<b>was not (wasn't)</b>	studying
You / We / They	<b>were not (weren't)</b>	studying

### Examples:

- I **wasn't listening** when the teacher gave the instructions.
- She **wasn't wearing** jeans. She was wearing a dress.
- We **weren't driving** very fast because the road was wet.
- They **weren't sleeping** at 10 PM last night; they were watching a movie.

## Past Continuous Questions

To form past continuous questions, use:

**Was/Were + subject + verb + -ing**

Was	I / he / she / it	sleeping?
Were	you / we / they	sleeping?

### Examples:

- **Were you sleeping** when I called you?
- What **was she thinking** about last night? She looked worried.
- **Was it raining** when you left the bar?
- What music **were they listening to?**

**Note:** You can put a **question word** at the beginning:

- **Who** were you talking to on the phone last night?  
I was talking to my cousin.
- **What** was John doing at the library?  
He was looking for a book.
- **Why** were they drinking champagne yesterday?  
Because it was their anniversary.

**Be careful!** Some verbs are never used in the continuous form:

like, want, need, believe.

- ~~I was needing to find a job.~~
- I needed to find a job.
- ~~She was believing that he loved her.~~
- She believed that he loved her.

## Simple Past and Past Continuous

The **past continuous** is often used together with the **simple past** to show that one thing happened while another thing was in progress:

- I **was talking** on the phone when my sister **arrived**.
- He **was drinking** beer when he suddenly **felt** sick.
- She **took** a photo as we **were getting** out of the bus.
- We **were waiting** for the bus when we **saw** a car accident.

We were waiting for the bus  
when we saw a car accident.



past continuous: were waiting

simple past: saw

## Simple Past and Past Continuous Exercises

Click here to take the Quiz!

<http://www.espressoenglish.net/simple-past-and-past-continuous#quiz>

## Present Perfect + Ever / Never

---



*"Have you ever taken dance classes?"*

Use the present perfect + ever to ask questions about experiences in someone's life.

- "Have you ever taken dance classes?"  
"Yes, I have. I took 6 weeks of lessons before my wedding!"
- "Has your brother ever been to India?"  
"No, he hasn't."
- "Have your friends ever helped you move to a new apartment?"  
"Yes – twice!"

**Don't use "ever" in the answer.** Only use it in questions.

If you want, you can use **before** in the answer:

- ~~Yes, I've ever taken dance classes.~~
- Yes, I've taken dance classes **before**.  
(or simply "Yes, I have.")

**Use the present perfect + never to talk about things you have NOT done at any time in your life.**

- I've **never** failed a test. I've always gotten 80% or more.
- He's **never** heard of Michael Jackson. I can't believe he doesn't know the King of Pop!
- Samantha has **never** been surfing. She's afraid of the ocean.
- We've **never** studied Italian. We studied French and Spanish in school, but Italian wasn't available.
- They've **never** told a lie. I know we can trust them.

**Conversation Tip:** Many conversations begin with a question in the present perfect, and then continue with more specific questions about the experience in the simple past:

- "Have you ever **taken** dance classes?"
- "Yes, I **have**. I **took** 6 weeks of lessons before my wedding last year."
- "Wow! So **did** you **dance** well on the big day?"
- "No, I **didn't** – I **forgot** everything I'd learned in the classes, and I **stepped** on my wife's feet many times!"
- "Oh no! **Was** she angry?"
- "No – she **said** she still loved me!"

**Present Perfect + Ever / Never Quiz**

Click here to take the quiz!

<http://www.espressoenglish.net/grammar-in-use-present-perfect-evernever#quiz>



# Present Perfect + Yet / Already / Just

---

The words **already**, **yet**, **recently**, **lately**, and **just** all refer to **a recent and non-specific time**. (A specific time would be "yesterday" or "three hours ago" or "last Friday," and in these cases we would use the simple past).

## Already and yet

**Already** can be used in positive statements and questions.

- "I've **already** read today's newspaper."
- "Have you **already** paid the electric bill?"
- "She's finished the test **already**."

**Note:** *Already* can go in between "have/has" and the past participle (as in the first two examples) or at the end of the sentence.

**Yet** can be used in negative statements and questions.

- "We haven't cleaned the house **yet**."
- "Has he told you the good news **yet**?"
- "Have they booked their tickets **yet**?"

**Note:** *Yet* usually goes at the end of the sentence or phrase.

## Recently, lately, and just

**Recently** and **lately** can be used in positive statements, negative statements, or questions:

### Recently

- "He's **recently** lost some weight."
- "I haven't seen her **recently**."
- "Have you spoken to Beth **recently**?"

### Lately

- "I've gotten a lot of spam e-mails **lately**."
- "Adam and Jessica haven't been to church **lately**."
- "Have you seen any good movies **lately**?"

**Just** (usually means *very* recent) is typically only used in positive statements and questions:

- "Don't touch the walls. I've **just** painted them; they're still wet."
- "What book have you **just** finished reading?"

### American English

Spoken American English often uses the **simple past** with already, yet, and just:

- "Did you **book** the tickets yet?"  
(instead of "Have you booked...")
- "I already **replied** to the e-mail."  
(instead of "I've already replied...")
- "We just **got** back from the gym."  
(instead of "We've just got...")

### Quiz: Present Perfect with ever, never, already, recently, lately, and just

Click here to take the quiz!

<http://www.espressoenglish.net/the-complete-guide-to-the-present-perfect-tense/#quizyet>

## Present Perfect + For / Since

---

The present perfect is also used with **for** and **since** to talk about actions that **began in the past and continue to the present**.

- "I've lived here **since** 2004."
- "I've lived here **for** 8 years."

**Since** is used with a **point in time**, and means "from that point in time until the present." Use **since** with dates (2011, January, Tuesday, etc.), times (6:15, noon, this morning, etc.), and past events (I was a child, he graduated from college, etc).

**Since** is always used with the present perfect, and not the simple past:

- "**I've gone** to the beach every year **since** I was a child."  
(repeated action that continues until today)
- "**I went** to the beach when I was a child."  
(finished action at a specific time in the past;  
I don't go to the beach nowadays)

**For** is used with a **time period**, and means "for that period of time until the present." Use **for** with times of any length (five seconds, eight hours, two days, six weeks, nine months, ten years, a decade, centuries, etc.)

Be careful with **for**, because using the present perfect or the simple past can change the meaning:

- "**We've lived** in Berlin for 6 months." (and we live in Berlin now)
- "**We lived** in Berlin for 6 months." (and we don't live in Berlin now)

### Quiz: Present perfect with FOR and SINCE

Click here to take the quiz!

<http://www.espressoenglish.net/the-complete-guide-to-the-present-perfect-tense#quizforsince>

# Present Perfect Simple / Continuous

---

## How to form the Present Perfect Continuous:

### Positive and Negative Statements:

SUBJECT	AUXILIARY VERB	BEEN	-ING FORM
I	have	been	working here since 1992.
He	hasn't	been	sleeping well lately.

### Questions:

QUESTION WORD	AUXILIARY VERB	SUBJECT	BEEN	-ING FORM
How long	have	you	been	studying English?
How long	has	she	been	playing tennis?

In some cases, either the present perfect simple or the present perfect continuous can be used, with the same meaning. We often do this with the verbs "work" and "live":

- "I've worked here since 1992."  
= "I've been working here since 1992."

However, we often use the present perfect continuous to emphasize the **action**, and the present perfect simple to emphasize the **result**:

- "I've been working on this report for three weeks."  
(emphasizes the action of working)
- "I've finished the project."  
(emphasizes that the project is done)
- "We've been cleaning the house all afternoon."  
(emphasizes the action of cleaning)

- **"We've cleaned** the bathroom and the kitchen."  
(emphasizes the fact that the bathroom and kitchen are done)

Remember that "state" verbs are never used in continuous form:

~~"I've been knowing~~ my best friend since elementary school."

"I've known my best friend since elementary school."

~~"She's been understanding~~ everything in the advanced class so far."

"She's understood everything in the advanced class so far."

In spoken English, we often use the **present perfect continuous** to talk about ways you have spent your time recently:

- "Hi, Joanna! What have you been up to lately?"
- **"I've been training** for a karate competition."
- "Wow – good luck! And how is your son?"
- "He's good. **He's been studying** a lot lately because finals are coming up next week."

### Quiz: Present Perfect Continuous / Present Perfect Simple

Click here to take the quiz!

<http://www.espressoenglish.net/the-complete-guide-to-the-present-perfect-tense#quizcontinuous>

## Comparative Adjectives: Not as \_\_\_\_\_ as

---



*"The white wine is not as expensive as the red wine."*

You know how to compare two things by using [comparative adjectives](#):

1. **Add -ER** (taller, older, faster)
2. **Add -ER and double the final consonant** (bigger, hotter, thinner)
3. **Remove -Y and add -IER** (easier, friendlier, prettier)
4. **Add "more" or "less" to long words** (more expensive, less popular, more interesting)
5. **Irregular comparatives** (better, farther, worse)

There's another structure that you can use:

### not as (adjective) as

- Running is **not as fast as** biking.  
= Biking is faster than running.
- Canada is **not as hot as** Ecuador.  
= Ecuador is hotter than Canada.
- Helen is **not as friendly as** her husband.  
= Helen's husband is friendlier than she is.

- Movies are **not as interesting as** books.  
= Books are more interesting than movies.
- Playing video games is **not as good as** exercising.  
= Exercising is better than playing video games

In this structure, we don't use -ER or "more" with the adjective.

- ~~This shirt isn't **as prettier as** that blouse.~~  
This shirt isn't **as pretty as** that blouse.
- ~~Last week's test wasn't **as worse as** the previous one.~~  
Last week's test wasn't **as bad as** the previous one.

### Comparative Adjectives Exercise: NOT AS \_\_\_\_\_ AS

Click here to take the quiz!

<http://www.espressoenglish.net/comparative-adjectives-not-as-as#quiz>

## Comparative Adjectives: Quantifiers



*"The dog is SLIGHTLY bigger than the cat.  
The elephant is MUCH bigger than the cat."*

**Comparative adjectives** are used to compare two things.

**Quantifiers** show if the difference is big or small.

Quantifiers showing a big difference	Quantifiers showing a small difference
<b>a lot</b> (informal)	<b>a little</b>
<b>a great deal</b>	<b>a bit</b> (informal)
<b>far</b>	<b>slightly</b>
<b>much</b>	<b>marginally</b>
<b>significantly</b>	<b>a shade / a hair / a tad</b> (informal)
<b>considerably</b>	
<b>way</b> (informal)	

These quantifiers can be used both to show a “more” difference and a “less” difference:

- This car is **a bit more expensive** than this motorcycle.
- This motorcycle is **a bit less expensive** than this car.
- This house is **way bigger** than that apartment.
- That apartment is **way smaller** than this house.

These quantifiers **CANNOT** be used with the **not as \_\_\_\_\_ as** structure:

- My brother is much ~~not as old as~~ me.  
My brother is much **younger** than me.
- Jill is a little ~~not as tall as~~ Kim.  
Jill is a little **shorter** than Kim.



# Comparative or Superlative?

---

**Comparative: To compare 2 things.**



- The boy is **taller** than the girl.
- The girl is **shorter** than the boy.
- The boy is **older** than the girl.
- The girl has **longer** hair than the boy.

**Superlative: To compare 3 or more things.**



- The brush on the left is the **biggest**.
- The brush on the right is the **smallest**.

## Quiz: Comparative or Superlative?

Click here to take the quiz!

<http://www.espressoenglish.net/comparative-or-superlative#quiz>

## So / Neither / Too

---



*"I love strawberry ice cream." – "Me too!"*

### Me Too / Me Neither

The easiest way to agree in English is to say **"Me too"** (to agree with a positive statement) or **"Me neither"** (to agree with a negative statement):

"I love strawberry ice cream."

**"Me too!"**

"I don't go to the gym very often."

**"Me neither."**

A **"negative statement"** is any sentence that uses a negative auxiliary verb:

- don't / doesn't / didn't
- can't
- haven't / hasn't / hadn't
- won't / wouldn't
- isn't / aren't / am not
- never

You can say "Me too" or "Me neither" in response to statements in any tense (present, past, future, present continuous, present perfect, past perfect, etc.)

### Examples:

"I've been traveling a lot for work lately."

**"Me too."**

"I haven't seen the new movie yet."

**"Me neither."**

"I'm going to the beach tomorrow."

**"Me too!"**

"I can't draw very well."

**"Me neither."**

The phrase **"me either"** is not technically correct, but many people say it in spoken English!

## So do I / Neither do I

You can say **"So do I"** and **"Neither do I"** to respond to **simple present sentences**.

"I always sleep late on Saturday."

**"So do I."**

"I don't think that's a good idea."

**"Neither do I."**



## So am I / Neither am I

You can say **"So am I"** and **"Neither am I"** to respond to **simple present sentences with the verb "BE"** or **present continuous sentences**.

"I'm from Moscow."

**"So am I!"**



"I'm not very outgoing."

**"Neither am I."**

"I'm studying for the test next week."

**"So am I."**

## So did I / Neither did I

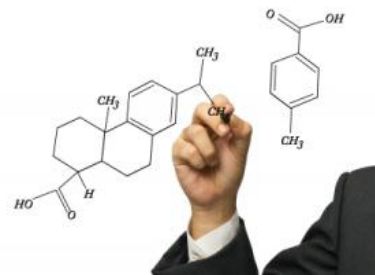
You can say **"So did I"** and **"Neither did I"** to respond to **simple past sentences**.

"I studied chemistry in college."

**"So did I."**

"I didn't like broccoli when I was a kid."

**"Neither did I."**



## So was I / Neither was I

You can say **"So was I"** and **"Neither was I"** to respond to **simple past sentences with the verb BE** or **past continuous sentences**.

"I was very athletic when I was in high school."

**"So was I."**

"I wasn't happy about the new company policy."

**"Neither was I."**



## So have I / Neither have I

You can say **"So have I"** and **"Neither have I"** to respond to **present perfect sentences** and **present perfect continuous sentences**.

"I've been married for over 20 years."

**"So have I."**

"I haven't had much free time this week."

**"Neither have I."**

"I've been thinking about learning a new language."

**"So have I."**

"I haven't been feeling well lately."

**"Neither have I."**

## So can I / Neither can I

You can say **"So can I"** and **"Neither can I"** to respond to **sentences with "can" and "can't."**

"I can run a mile in six minutes."

**"So can I."**

"I can't sing very well."

**"Neither can I."**



## So will I / Neither will I

You can say **"So will I"** and **"Neither will I"** to respond to **sentences with "will" and "won't."**

"I'll be in the office until 8 PM today."

**"So will I."**

"I won't be able to go on the trip."

**"Neither will I."**



## So would I / Neither would I

You can say **"So would I"** and **"Neither would I"** to respond to **sentences with "would" and "wouldn't."**

"I'd like to learn how to cook."

**"So would I."**

"I wouldn't recommend that restaurant."

**"Neither would I."**

### The General Rule

As you can see from the examples, the general rule for **"So... I"** and **"Neither... I"** is that the verb matches the verb tense used in the original sentence. Try the quiz below to test your understanding!

### So / Neither / Too Quiz

Click here to take the quiz!

<http://www.espressoenglish.net/so-neither-too-how-to-agree-in-english#quiz>

## Verbs + Infinitive or -ING

---

### Verbs + Infinitive

Here are some common verbs in English that are followed by the infinitive:

#### **decide**

She **decided to study** biology, not physics.

#### **help**

Can you **help me to carry** these boxes?

*It's very common to remove the word "to":*

Can you **help me carry** these boxes?

#### **hope**

We **hope to hear** from you soon.

I **hope it doesn't rain** this weekend.

**learn**

She's **learning to swim**.

*It's very common to add the word "how" if you are learning a new skill:*

I'm **learning how to cook**.

**need**

I **need to go** to the supermarket. We don't have any eggs.

**offer**

My friend **offered to take** me to the airport.

**plan**

We're **planning to have** a big party when our son graduates from college.

**pretend**

He **pretended to be** sick so that he didn't have to take the test.

**promise**

He **promised to call** me back as soon as possible.

**try**

I'm **trying to read** this book, but it's too difficult.

**want**

I **want to learn** English so that I can study in the U.S.

**would like**

I'd **like to travel** to France someday.

**Special Case #1: REMEMBER / FORGET**

We use **remember + infinitive** and **forget + infinitive** to talk about the future, to give a reminder:

- **Remember to bring** your dictionary tomorrow!
- Don't **forget to pay** the rent next week.

## Verbs + -ING

Here are some common verbs in English that are followed by -ing.

### **avoid**

You should **avoid eating** after 10 PM.

### **enjoy**

I **enjoy skiing, surfing,** and **playing** tennis.

### **finish**

Have you **finished reading** the newspaper yet?

### **can't stand**

I **can't stand going** to parties where I don't know anyone.

### **don't mind**

I **don't mind working** overtime.

### **look forward to**

I **look forward to seeing** you next week.

### **practice**

I need to **practice speaking** English more often.

### **spend** (time)

My roommate **spends** hours **watching** TV.

### **stop**

He **stopped smoking** ten years ago.

### **suggest**

I **suggest taking** some time off.



### Special Case #1: REMEMBER / FORGET

We use **remember + -ing** and **forget + -ing** to talk about the past, to talk about a memory:

- I **remember having** dinner with my grandparents every Sunday when I was a child.
- I'll never **forget eating** lobster for the first time – it was delicious!

### Special Case #2: START / LIKE / LOVE / HATE

Start, like, love, and hate can be used with the infinitive or -ing.

Both are correct!

- The baby **started to cry**.  
= The baby **started crying**.
- I like to run.  
= I like running.
- I hate doing laundry. (this form is probably more common)  
= I hate to do laundry.
- We love reading.  
= We love to read.

### Verbs + Infinitive or -ING Quiz

Click here to take the quiz!

<http://www.espressoenglish.net/verbs-infinitive-or-ing#quiz>

# Permission, Obligation, Prohibition

---

## Permission = It's OK



*"You can smoke here."*

English words used for permission:

- can
- allowed
- may
- permitted

### What's the difference?

The word **"to"** is used after **allowed** and **permitted**, but not after **can** or **may**.

- You're **allowed to smoke** in here.
- You ~~**can to smoke**~~ in here.
- You **can smoke** in here.

**Can** is more informal, **may** and **permitted** are more formal, and **allowed** is both formal and informal.

For the past and future of "can," you can use **could / was allowed to** (in the past) and **will be allowed to** (in the future):

- When I was a kid, I **was allowed to** stay up until 11 PM on Friday nights.
- We **will be allowed to** check two suitcases on the flight.

## Obligation = It's necessary



*"You have to show your photo ID."*

English words used for obligation:

- have to
- need to
- must
- required

### What's the difference?

**Must** and **required** are more formal than **have to** and **need to**.

Don't use **"to"** after **"must."**

### **Supposed to / Not supposed to**

You can use these words for "light" requirements and prohibitions – for example, rules that are often not followed.

- We're **supposed to** arrive on time, but it's OK if we're a little late. Our boss is pretty relaxed.
- The employees **aren't supposed to** eat lunch at their desks, but a lot of them do so anyway.

---

### **Prohibition = It's not OK**



***"You're not allowed to swim here."***

English words used for prohibition:

- can't
- mustn't
- not allowed
- not permitted

**Can't** is more informal, **mustn't** and **not permitted** are more formal, and **not allowed** is both formal and informal.

Don't use **"to"** after **"mustn't."**

**Pronunciation:** The first "t" in "mustn't" is silent!

---

## No obligation = It's not necessary



*"You don't need to wear shoes here."*

English words used for no obligation:

- don't have to
- don't need to
- not necessary
- not required
- optional

### What's the difference?

**Don't have to** and **don't need to** are more informal. **Not necessary, not required,** and **optional** are more formal.

# Prepositions of Time

---

Image source: [FreeDigitalPhotos.net](http://FreeDigitalPhotos.net)

## after / later

Use **after + phrase**, and use **later** alone (at the end of a sentence or phrase).



I'll call you **later**.

I'll call you **after I get home** from work.

First he bought a new car. Two weeks **later**, he bought a new motorcycle.

He bought a new motorcycle two weeks **after he bought a car**.

You can say "**later + time period**" to refer to an unspecified time in the future, for example:

- I'll finish the project **later this week**.
- We'll go on vacation **later this year**.

**Never end a sentence with "after." Instead, you can use "afterwards"**

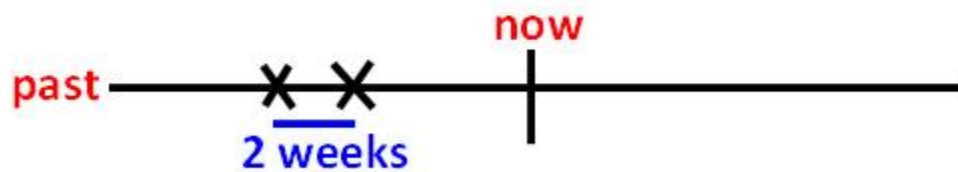
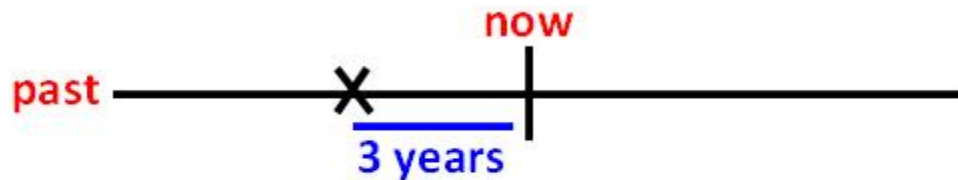
- "Did you go straight home after the baseball game?"
- ~~"No, we went out for drinks after."~~
- "No, we went out for drinks afterwards."

## ago / before

Use **ago** to talk about past times in reference to the current moment.

Use **before** to talk about past times in reference to another moment in the past.

"I graduated from college 3 years ago."



"I met my girlfriend 2 weeks before I graduated."

---

## by / until

Use **by** for one specific event that will happen before a certain time in the future. Use **until** for a continuous event that will continue and then stop at a certain time in the future.

- Please send me the information **by** Monday.
- He's staying in London **until** the 30th.



"Please send me the information by Monday."

by = single event | until = continuous



"He's staying in London until the 30th."

## during / while

Both **during** and **while** mean that something happens at the same time as something else.

Use **during + noun**.

- She cried **during the movie**.

Use **while + subject + verb**, or **while + gerund**.

- She cried **while she was watching** the movie.
- She cried **while watching** the movie.

---

## from... to / till / until

We use **from + to / till / until** to define the beginning and end of a time period.

- The museum is open **from 8 AM to 4 PM**.
  - Jack will be on vacation **from** tomorrow **until** next Friday.
  - I studied English **from** 2001 **till** 2004.
-



## on / in / at

Use **in** for centuries, decades, years, seasons, and months:

- In the 18th century
- In the 1960s
- In 2001
- In the summer
- In October

Use **on** for days:

- On Friday
- On March 15th
- On my birthday
- On the weekend

Use **at** for times:

- At 3:30.
- At noon.
- At quarter past four.

### **Be careful with morning, afternoon, evening, and night!**

- **In** the morning
- **In** the afternoon
- **In** the evening
- **At** night

---

## past / to

We can use these prepositions with **minutes** in relation to the **hour**:

- 3:50 = Ten to four
- 6:15 = Quarter past six

---

## for / since

**For** is used for a period of time, and **since** is used to reference a specific point in time.

I've been waiting **for three hours**.

I've been waiting **since ten o'clock**.

We've lived here **for four years**.

We've lived here **since 2008**.

She's been working there **for six months**.

She's been working there **since she graduated from college**.

---

## as soon as / as long as

**As soon as** means "immediately after another event."

We'll call you **as soon as** we arrive.

(if we arrive at 8:00, we'll call you at 8:05)

**As long as** means "for the period of time" or "on the condition that":

I stayed awake for **as long as** I could. (period of time)

I'll take the job **as long as** I have the freedom to work from home a few days a week. (condition)

### Prepositions Quiz: Prepositions of Time

Click here to take the quiz!

<http://www.espressoenglish.net/prepositions-of-time-in-english#quiz>

# Prepositions of Place

---

## above / on top of / on

Use **above** when the two objects are not touching.

Use **on** or **on top of** when the two objects are touching.

*The pictures are **above** the couch. The pillows are **on** the couch.*



### Difference between "on" and "on top of"

Generally, we use "on" when it is a **normal** place to put something:

- The keys are **on** the table.

And we use "on top of" when it is an **unusual** place to put something:


- The keys are **on top of** the refrigerator.

## under / below / underneath / beneath


Use **under** when one object is covered by another.

Use **below** when one object is in a lower position than the other.

The ball is  
under the box



The ball is  
below the box




**Underneath** and **beneath** are more formal words for "under" and "below."

---

## behind / in front of

Use **behind** when object A is farther away from you than object B, and **in front of** when object A is closer to you than object B.

- In the first picture, the mouse is **in front of** the box.
- In the second picture, the mouse is **behind** the box.



### What about "in back of"?

Some people say "in back of" for "behind." Note that it's always "in back of" and never "back of:"

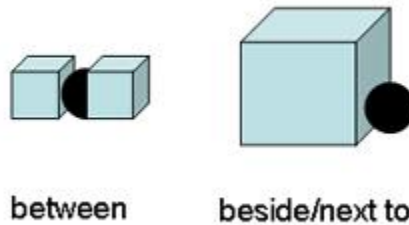
We can also say "in the back of" to describe the back part of a space:

- Jonas and Gabriel like to sit **in the back of** the classroom so that the teacher can't see them.

---

## between / beside / next to

**Beside** and **next to** are the same, but **beside** is a little more formal. In everyday English we usually say "next to." **Between** means that the object is in the middle of two other objects.



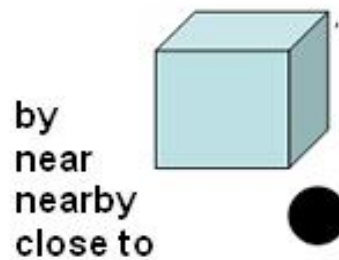
---

## near / close to / by

These words all mean the same thing – that the distance between the two objects is small. Be careful not to confuse them. "**Close to**" is the only one that uses the word "to."

- The ball is ~~near to~~ the box.
- The ball is **close to** the box.
- The ball is **near** the box.
- The ball is **by** the box.

**Nearby** is used without a direct object. It



is generally used at the end of a sentence or phrase.

The ball is ~~nearby~~ the box.

There's a box with a ball **nearby**.

---

## in / inside / within / into

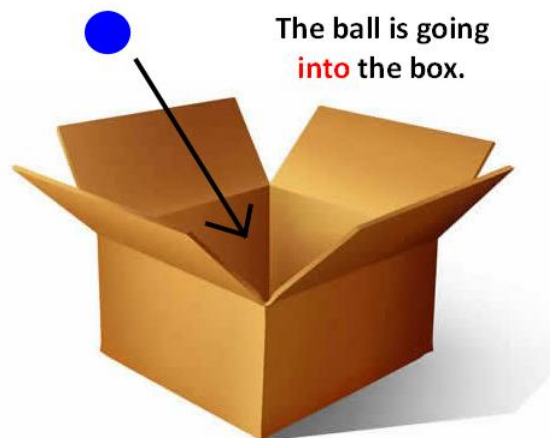
**In** and **inside** mean the same thing in most cases:

The mouse is **in** the box.

= The mouse is **inside** the box.



The word "**into**" is actually a preposition of movement, not location. It means something is moving into a space:



The word "**within**" means "inside a limit."

The limit can be in place, time, or some other scale.

There are five malls **within ten miles** of here.

(limit of place)

She's written three books **within the last year**.

(limit of time)

The law didn't pass because of disagreements **within the government**.  
(limit of area / class of people)

---

## out / outside / out of

**Outside** refers to location. In this case, we cannot use "out."

The dog is **outside** the doghouse.

~~The dog is **out** the doghouse.~~



**Out** and **out of** usually suggest movement, not just location. "**Out of**" must always be followed by a noun.

- She ran **out of the room**.
- I'm bored. Let's go **out**.

# Prepositions of Movement

---


## across / through

**Across** is going from one side of an area, surface, or line to the other side.



*I drew a line ACROSS the paper.*

**Through** is movement from one side of an enclosed space to the other side.



The baseball went THROUGH the window.



Sometimes, either **ACROSS** or **THROUGH** can be used for areas:

- We walked **across** the park.
- = We walked **through** the park.
- They drove **across** the city.
- = They drove **through** the city.

---

## along / around

**Along** is to follow a line.

**Around** is to go in a circular direction around some obstacle.



---

## into / out of

**Into** is to go from outside a space to inside a space.

**Out of** is to go from inside a space to outside a space.



The cat went into the box.



The cat jumped out of the box.

---

## onto / off

**Onto** and **off** refer to **surfaces**, differently from **into / out of** (which refer to enclosed spaces):

The dog jumped **onto** the table.

The dog jumped ~~into~~ the table.

I took the picture **off** the wall.

I took the picture ~~out of~~ the wall.

## up / down



Going up the stairs / Going down the stairs

In addition to physical movement, **go up** and **go down** can also be used for “**increase**” and “**decrease**.”

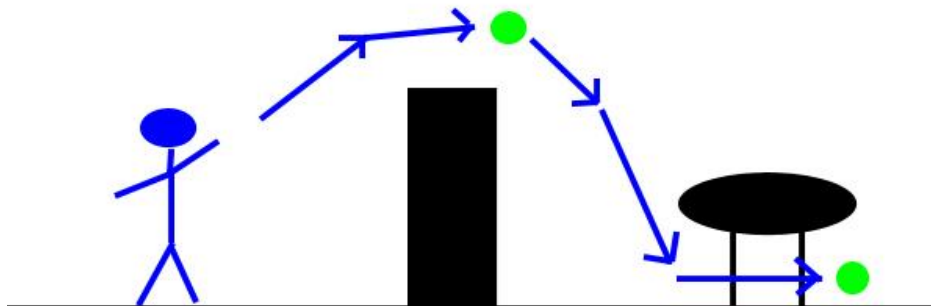
- The price of food has **gone up** in the past two years.
- The number of children per family has **gone down**.

---

## over / under

To go **over** is to pass above something.

To go **under** is to pass below something.



The ball went over the wall and then under the table.

## towards / away from

If you go **towards** something, you get closer to it.

If you go **away from** something, you get farther away from it.



The dog is running towards me.



The boy is running away from me.

## back to

“**Back to**” is movement of return to a place you have been before:

He went **to** Italy.

(maybe for the first time)

He went **back to** Italy.

(it is the second time, or he is originally from Italy)

He went ~~back~~ Italy.

(this form is incorrect)

## Relative Clauses

---



### What is a Relative Clause?

A **relative clause** is a phrase that adds information to a sentence. All relative clauses describe a noun, and they begin with one of these **relative pronouns** or **relative adverbs**.



## Relative Clauses = Better Sentences in English

Here is an example of some English sentences without relative clauses:

- Yesterday I met a man. He works in the circus.
- I bought a cell phone. It has internet access.
- There's the restaurant. I ate at that restaurant last night.

These sentences are correct, but they are very short and simple. You can use **relative clauses** to make your sentences in English sound more fluent and natural:

- Yesterday I met a man **who works in the circus.**
- I bought a cell phone **that has internet access.**
- There's the restaurant **where I ate last night.**

## Defining and Non-Defining Relative Clauses

**Non-defining relative clauses** add **EXTRA** information to the sentence.

**Defining relative clauses** add **ESSENTIAL** information to the sentence.

You can see if a relative clause is defining or non-defining by **removing it from the sentence**. If you remove a non-defining relative clause, the sentence still has the same meaning. If you remove a defining relative clause, the sentence has a different meaning or is incomplete.

### Example of a sentence with a **NON-DEFINING** relative clause:

**My brother, who lives in California, is an engineer.**

If you remove "who lives in California," the sentence still has the same meaning:

**My brother is an engineer.**

The relative clause "who lives in California" is **extra** information.

### Example of a sentence with a **DEFINING** relative clause:

**That's the student who failed English class three times.**

If you remove "who failed English class three times," the sentence is incomplete:

**That's the student.**

Therefore, the relative clause "who failed English class three times" is **essential** information, because it defines which student, specifically, we are talking about.

Always use a comma before and after **non-defining** relative clauses.

### Which or That?

Use **which** for **non-defining relative clauses**, and use a comma before it.

Use **that** for **defining relative clauses**, and don't use a comma before it.

- The bananas that I bought on Monday are rotten.
- The bananas, which I bought on Monday, are rotten.

In the first case, it's possible that we have **two types of bananas** in the house:

- Older bananas that I bought on Monday
- Newer bananas that I bought on Wednesday

...and that only the first bananas are rotten, but the second bananas are not.

In the second case, all the bananas in the house were bought on Monday, and they are ALL rotten.

Again, to decide if a clause is **defining or non-defining**, try removing it from the sentence:

I read all the books **that** I borrowed from the library.

**Without clause:** I read all the books.

*(sentence is incomplete – WHAT books?)*



The new Stephen King book, **which** I borrowed from the library, is very good.

**Without clause:** The new Stephen King book is very good.

*(sentence is complete. The "library" part was only an extra detail)*

### Relative Clauses Quiz

Click here to take the quiz!

<http://www.espressoenglish.net/relative-clauses-exercises#quiz>

## Word Order: Asking Questions

---

**Forming questions in English can be confusing.**

Don't worry – I'm going to teach you a simple formula that works for asking questions in almost ALL the verb tenses!

This formula is called QUASM:

**Q**uestion word

**A**uxiliary verb

**S**ubject

**M**ain verb

Look how QUASM works for forming questions in these verb tenses:

## Simple Present Questions:

<b>QUESTION WORD</b>	<b>AUXILIARY VERB</b>	<b>SUBJECT</b>	<b>MAIN VERB</b>	
Where	do	you	work?	
What	does	Martha	think	about the project?
How	do	you	like	your new apartment?
How many kids	does	Bob	have?	

## Simple Past Questions:

<b>QUESTION WORD</b>	<b>AUXILIARY VERB</b>	<b>SUBJECT</b>	<b>MAIN VERB</b>	
How	did	they	learn	English so fast?
When	did	you	get home	from work yesterday?
What	did	the manager	think	about your idea?
Where	did	you	buy	that T-shirt?

## Present Continuous Questions:

<b>QUESTION WORD</b>	<b>AUXILIARY VERB</b>	<b>SUBJECT</b>	<b>MAIN VERB</b>	
What	are	you	doing	at the moment?
Why	is	he	ignoring	me?
What time	are	we	meeting up	for dinner?
Who	is	she	dating	now?

### **Past Continuous Questions:**

<b>QUESTION WORD</b>	<b>AUXILIARY VERB</b>	<b>SUBJECT</b>	<b>MAIN VERB</b>	
Who	were	you	talking	to on the phone?
What	was	Jim	doing	when you called?
Why	were	the children	eating	candy before dinner?
How	was	he	feeling	after the surgery?

### **Present Perfect Questions:**

<b>QUESTION WORD</b>	<b>AUXILIARY VERB</b>	<b>SUBJECT</b>	<b>MAIN VERB</b>	
How much money	have	you	spent	on clothes this month?
How long	has	your teacher	worked	at this school?
What	have	they	been doing	all day?
How long	has	the client	been waiting	for their order?

### Future Questions:

<b>QUESTION WORD</b>	<b>AUXILIARY VERB</b>	<b>SUBJECT</b>	<b>MAIN VERB</b>	
Who	will	you	invite	to the party?
What	will	your parents	think	about your plan?
When	are	you	going	to clean your room?
Why	is	she	going	to quit her job?

### Modal Questions:

QUESTION WORD	AUXILIARY VERB	SUBJECT	MAIN VERB	
What	would	you	do	if you had a million dollars?
How	could	we	improve	our English?
Where	should	I	go	on my next vacation?

**Exceptions:**

Yes/No questions do not use a question word...

...but they still follow **ASM (Auxiliary verb – Subject – Main verb)**

- Do you like bananas?
- Did you enjoy the movie?
- Are you studying English?
- Were you sleeping when I called you last night?
- Have you finished your homework?
- Will you call me when you get home?
- Are you going to accept the job offer?
- Should we take the early morning flight?

**Questions with the main verb “be”** also don’t follow the pattern:

- Are you thirsty?
- Is she a teacher?
- Were your parents angry when you failed the test?
- Was her ex-boyfriend a basketball player?

### Quiz: Asking Questions in English

Click here to take the quiz!

<http://www.espressoenglish.net/an-easy-way-to-form-almost-any-question-in-english#quiz>

## Direct and Indirect Questions

---

### What are Indirect Questions?

**Direct questions** are the “normal” questions that we can ask to friends, family members, and people who we know well. You can [form direct questions using the QUASM model](#) that we learned last lesson.

Example of a direct question:

**“Where’s the bathroom?”**

**Indirect questions** are a little more formal and polite. We use them when talking to a person we don’t know very well, or in professional situations, and their form is a little different.

Example of an indirect question:

**“Could you tell me where the bathroom is?”**



## Phrases for Indirect Questions

- Could you tell me...
- Do you know...
- I was wondering...
- Do you have any idea...
- I'd like to know...
- Would it be possible...
- Is there any chance...

## Direct and Indirect Questions in English: Examples

**Direct:** Where is Market Street?

**Indirect:** Could you tell me where Market Street is?

In indirect questions with **is/are**, the verb (is) comes **after** the subject (Market Street).

**Direct:** What time does the bank open?

**Indirect:** Do you know what time the bank opens?

In indirect questions, we don't use the auxiliary verbs **do/does/did**. Also, you can see that the verb is "open" in the direct question, and "opens" in the indirect question.

**Direct:** Why did you move to Europe?

**Indirect:** I was wondering why you moved to Europe.

Again, there is no auxiliary verb **did** in the indirect question. In fact, this indirect question isn't even a question – it's more of a statement that invites the other person to give more information.

**Direct:** How has he managed to get in shape so quickly?

**Indirect:** Do you have any idea how he's managed to get in shape so quickly?

The auxiliary verbs **have** and **has** can be used in both the direct and indirect questions – but in the direct question, “has” comes **before** the subject (he), and in the indirect question, “has” comes **after** the subject.

**Direct:** How much does this motorcycle cost?

**Indirect:** I’d like to know how much this motorcycle costs.

To form the indirect question, remove **does** and change “cost” to “costs.”

**Direct:** Can you finish the project by tomorrow?

**Indirect:** Would it be possible for you to finish the project by tomorrow?

For direct questions with **can**, we can use the phrase “would it be possible...” to make it indirect.

**Direct:** Can we change the meeting to Thursday?

**Indirect:** Is there any chance we could change the meeting to Thursday?

“Is there any chance...” is another option for forming indirect questions with **can**.

## Yes/No Direct Questions → “If” in Indirect Questions

If the direct question is a “yes or no” question (it has no question word such as what, who, when, where, why, or how), then the indirect question will have **if**.

**Direct:** Does Tom like Italian food?

**Indirect:** Do you know **if** Tom likes Italian food?

**Direct:** Are your parents joining us for dinner?

**Indirect:** Could you tell me **if** your parents are joining us for dinner?

**Direct:** Do they speak English?

**Indirect:** I was wondering **if** they speak English.



**Direct:** Has Barbara ever studied abroad?

**Indirect:** Do you have any idea **if** Barbara's ever studied abroad?

**Direct:** Do you plan on traveling this summer?

**Indirect:** I'd like to know **if** you plan on traveling this summer.

## Two Forms of "Used to"

---



Many English learners confuse the two forms of **used to**. Read this lesson and take the quiz to test your understanding!

### **used to = accustomed to**

The first meaning of **used to** is "accustomed to" – when something was strange or different for you in the past, but now you think it's normal:

- When I first moved to Korea, I didn't like the food – but now **I'm used to it**.
- We're **used to waking** up early – we do it every day.
- My 4-year-old son cried on the first day of school; he **wasn't used to being** away from his mother the whole day.
- It took me a long time to **get used to driving** on the right side of the road after I moved from New York to London.
- So, you've lived in Finland for 5 years – **are you used to the cold weather** yet?

Before this form of **used to**, we use the verbs **BE** and **GET** – “be” to describe the state of being accustomed to something, and “get” to describe the process of becoming accustomed to something.

After this form of **used to**, we use a **noun** or the **-ing form**.

## **used to / didn't use to** **= something you did repeatedly in the past, but not now**

The second meaning of **used to** is to describe actions you did repeatedly in the past, but that you don't do now:

- When I was a child, I **used to go** to the beach with my grandparents.
- He **used to play** tennis, but he stopped a few years ago.
- She **didn't use to like** vegetables, but now she eats them frequently.
- They **didn't use to come** to church, but now they're among the most dedicated members.
- **Did you use to drink** a lot in your college years?

After this form of **used to**, we use the **infinitive** of the verb.

### **Quiz: Two forms of USED TO**

Click here to take the quiz!

<http://www.espressoenglish.net/two-forms-of-used-to#quiz>

## **Too and Enough**

---

### **TOO**

<b>too + adjective</b>	This shirt is <b>too expensive</b> . It costs \$30 and I only have \$25.
<b>too much + uncountable noun</b>	I drank <b>too much water</b> ; now I really need to go to the bathroom!

<b>too many + countable noun</b>	She put <b>too many eggs</b> into the cake. The recipe said 3 and she used 5.
<b>verb + too much</b>	He <b>complains too much</b> . He has such a negative attitude.

## ENOUGH

<b>enough + noun (countable or uncountable)</b>	We don't have <b>enough people</b> for a soccer team. We have 8 people and a team needs at least 11.
<b>adjective + enough</b>	Sorry kid, you're not <b>old enough</b> to buy alcohol. You're 19 and the minimum age is 21.
<b>verb + enough</b>	I don't <b>exercise enough</b> . I need to go to the gym more than once a month.

### Too / Enough Quiz

Click here to take the quiz!

<http://www.espressoenglish.net/difference-between-too-and-enough#quiz>

## Some / Any / No

---

### Some or Any?

Use **SOME** in positive statements.

- I've read **some** good books lately.

Use "some" with **uncountable nouns** and with **plural countable nouns**.

With **singular countable nouns**, just use a/an:

- I've read **a** good book lately.

### Use **ANY** in negative statements (with **don't, didn't, haven't, etc**)

- I **haven't** read **any** good books lately.

Use "any" with **uncountable nouns** and with **plural countable nouns**. With **singular countable nouns**, just use a/an:

I don't have **any** pencils.

*(pencils = plural countable noun)*

I don't have **any** paper.

*(paper = uncountable noun)*

~~I don't have **any** dictionary.~~

I don't have **a** dictionary.

*(dictionary = singular countable noun)*

### Use **ANY** in questions:

- Have you read **any** good books lately?

#### **Exception:**

Always use **SOME** when offering something (would you like...?) or asking for something (can I have...?)

- Can I have some soda?
- Would you like some chicken?

## Any or No?

In sentences that begin with "**There,**" you can say them two different ways:

- There **aren't any** books on the table.  
= There **are no** books on the table.
- There **isn't any** milk in the fridge.  
= There's **no** milk in the fridge.
- There **wasn't any** music at the party.  
= There **was no** music at the party.
- There **weren't any** cookies in the box.  
= There **were no** cookies in the box.

Both forms are correct!

### Double Negatives

Never use "not" and "no" together:

- ~~There **aren't no** books on the table.~~
- ~~There **isn't no** milk in the fridge.~~
- ~~There **wasn't no** music at the party.~~
- ~~There **weren't no** cookies in the box.~~

## Something / Anything / Nothing

The same rules apply to **something**, **anything**, and **nothing**:

- I want to try **something** new this year.  
(positive sentence)
- I **didn't** eat **anything** at the restaurant.  
(negative sentence)

- Are you doing **anything** interesting this weekend?  
(*question*)
- There's **nothing** to do in this town.

## Someone / Anyone / No one Somebody / Anybody / Nobody

**Someone** and **somebody** are the same, as are **anyone** and **anybody** and **no one** and **nobody**.

- **Someone** forgot to turn the lights off before leaving.  
(*positive sentence*)
- I **don't** know **anyone** who works from home.  
(*negative sentence*)
- Did you meet **anyone** new at the conference?  
(*question*)
- **Nobody** likes the new teacher.

## Somewhere / Anywhere / Nowhere

- Let's go **somewhere** warm on our next vacation.  
(*positive sentence*)
- I **can't** find my keys **anywhere!**  
(*negative sentence*)
- Did you go **anywhere** else before coming home?  
(*question*)
- The waiting room was so crowded that there was **nowhere** to sit.

### Quiz: Some / Any / No Exercises

Click here to take the quiz!

<http://www.espressoenglish.net/some-any-no-exercises#quiz>

## Subject-Verb Agreement

---

**Subject-verb agreement** is one of the first things you learn:

- "My **friend is** Japanese." (singular)
- "My **friends are** Japanese." (plural)

In this English lesson, you're going to learn a few more advanced cases of subject-verb agreement that confuse many learners.

### **everybody / anybody / somebody / nobody** **everyone / anyone / someone / no one**

These subjects are all **singular!**

"Everyone ~~have~~ problems."

"Everyone **has** problems."

"I don't know if anybody **is** in the office right now."

"How do you react if someone **gives** you a compliment?"

"Nobody **likes** the new English teacher."

### **club / team / family / army**

These subjects are also **singular**, even though they are talking about a group of people.

"My family **is** visiting me for the holidays."

"The basketball team **has** a new coach."

*Note: In British English "family" and "team" are often plural.*

## **police**

Usually, "police" is **plural**:

"The police **are** investigating the murder."

"Police **have** arrested three suspects."

To talk about an individual member of the police, we can say **policeman** or **policewoman** - or the gender-neutral term **police officer**.

## **people / children / men / women / mice / feet**

These words are **irregular plural nouns** (nouns that are not formed by adding -s) and they take the **plural** form of the verb:

"Our children **are** very well-behaved."

"The people **like** the new president."

"Men **don't** usually enjoy shopping for clothes."

"My feet **are** cold."

## **both of / a few of / many / several**

These words always take the **plural** form of the verb:

"Both of my brothers **are** older than me."

"A few of these products **have** defects."

"Many of the houses in this neighborhood **don't** have garages."

"Several of the students **aren't** going to pass."

## **half of / a third of / 40% of / some / most**

These words can be **singular OR plural** depending on what follows them!

"Half of the students **are** from another country."

"Half of the class **is** from another country."



"Some of these facts **are** incorrect."

"Some of this information **is** incorrect."

"40% of the people **don't** support the new law."

"40% of the country **doesn't** support the new law."

## Is "data" singular or plural?

There is a debate about the word "data"! *Technically*, data is **plural** (the singular form is "datum"). However, in common usage, people often treat "data" like "information" – as an uncountable noun, which takes the singular form. So both forms are correct: "The data **is** accurate" and "The data **are** accurate." You can read more about the "data debate" [here](#) and [here](#).

### Quiz: Advanced Subject-Verb Agreement

Click here to take the quiz!

<http://www.espressoenglish.net/advanced-subject-verb-agreement-exercises#quiz>

## First Conditional

---



Use the **First Conditional** to talk about future possibilities:

- If it's sunny tomorrow, I'll go to the beach.

- If it rains tomorrow, I'll stay home.

There are two parts to a **first conditional** sentence: the **condition** and the **result**.

CONDITION	RESULT
If you study this weekend,	you'll pass the test on Monday.
If you don't study,	you'll fail.
If John goes on a trip next month,	he won't have time to finish the project.
If we don't save money this year,	we won't be able to buy Christmas presents.

**It is possible to reverse the condition and the result:**

- If you don't study, you'll fail.  
= You'll fail if you don't study.

**How to form the first conditional:**

**CONDITION:** if + subject + present simple

**RESULT:** subject + future (will/won't, going to)

It is possible to use other words instead of **if** in first conditional sentences:

ALTERNATIVE TO "IF"	WHY USE IT?	EXAMPLE
<b>When</b>	When the "condition" will definitely happen.	<b>When</b> I die, I'll leave all my money to charity.
<b>As soon as</b>	To emphasize immediacy	This situation is very urgent. I'll call you <b>as</b>

		<b>soon as</b> I have more information.
<b>Unless</b>	In place of “if not”	You’ll fail the test <b>unless</b> you study. = You’ll fail the test <b>if</b> you <b>don’t</b> study.

Let’s study each case separately.

### **When: When the “condition” will definitely happen in the future.**

Look at the difference between these two sentences:

**If** I see Sam, I’ll give him your message.  
(I’m not sure if I will see him or not)

**When** I see Sam, I’ll give him your message.  
(I will **definitely** see Sam)

### **As soon as: To emphasize immediacy.**

My feet hurt! **As soon as** I get home, I’m going to take off these shoes.

**As soon as** we have enough money saved, we’ll take a vacation to Costa Rica. We can’t wait!

I’ll respond to your e-mail **as soon as** I can.

### **Unless: Substitute for “if not.”**

You won’t lose any weight **unless** you start eating healthier food.  
= You won’t lose any weight **if** you **don’t** start eating healthier food.

I’m not going to dance **unless** somebody invites me.  
= I’m not going to dance **if** somebody **doesn’t** invite me.

**Unless** there’s an emergency at work, I’ll be home on time.  
= **If** there’s **not** an emergency at work, I’ll be home on time.

#### **First Conditional Quiz**

Click here to take the quiz!

<http://www.espressoenglish.net/first-conditional#quiz>

## Second Conditional

---

Use the **Second Conditional** to talk about impossible, imaginary, or unlikely situations:

- **If I were an animal, I'd be a tiger.** (impossible)
- **What would you do if you had a billion dollars?** (imaginary)
- **If Americans ate less fast food, they'd be healthier.** (unlikely)

There are two parts to a **second conditional** sentence:  
the **condition** and the **result**:

CONDITION	RESULT
If he exercised more,	he'd be thinner.
If I were taller,	I could be a professional basketball player.
If the teacher spoke more slowly,	we'd understand her better.
If your company went bankrupt,	what would you do?

**It is possible to reverse the condition and the result:**

- If he exercised more, he'd be thinner.  
= He'd be thinner if he exercised more.

**How to form the second conditional:**

**CONDITION:** if + subject + past simple

**RESULT:** subject + would/might/could + verb

With **would**, it's common to use the contractions:  
**I'd, you'd, he'd, she'd, we'd, they'd**

### What's the difference between would, might, and could?

**would** – the result is more definite or certain

- If Peter asked Karen to marry him, she **would** say yes.  
(In this case, we know that Karen loves Peter very much)

**might** - the result may or may not happen

- If Peter asked Karen to marry him, she **might** say yes... but she **might** say no.  
(In this case, we aren't sure if Karen loves Peter or not)

**could** - to talk about possible results

- If I had a million dollars, I **could** do anything! I **could** buy a new car every month, I **could** have my own helicopter, I **could** live in a mansion, I **could** eat expensive gourmet food, I **could** quit my job...  
("could" emphasizes the opening of possibilities)

### Second Conditional Quiz

Click here to take the quiz!

<http://www.espressoenglish.net/second-conditional#quiz>

## Should / Could / Would

---

The difference between **should**, **could**, and **would** is difficult for many English learners – this lesson will help you understand when to use each one!

## Use **SHOULD** and **SHOULDN'T** for advice

Here are some examples of using **should** and **shouldn't** to ask for and give advice and suggestions:

"I've had a really bad headache for the past week."

"That's not good – you **should** go to the doctor."

"I want to make more friends, but I don't know how."

"First of all, you **shouldn't** spend so much time on the computer.

You **should** go out and join a club or start playing a sport instead!"

"I had a fight with my best friend. What **should** I do?"

"Hmm... I think you **should** call her and tell her you're sorry."

## Use **COULD** and **COULDN'T** for ability in the past

**Could** and **couldn't** are the past forms of **can** and **can't**:

When I was younger, I **could** run a mile in 7 minutes. Now it takes me 20 minutes!

Yesterday, I **couldn't** find my wallet anywhere – but this morning I found it.

Last year, he **couldn't** speak English very well, but now he **can**.

## Use **COULD** for possibilities in the future

Here's an example of **could** to talk about future possibilities:

"Do you have any ideas for our publicity campaign?"

"Yes, I've got a few ideas. I **could** put advertisements on Facebook and Google. We **could** also give out pamphlets in our neighborhood. Maybe John **could** even contact local TV stations."

## Use **COULD** to make polite requests

- **Could** you please open the window? It's hot in here.
- **Could** you turn the music down? Thanks.
- **Could** you make 10 copies of this report, please?

## Use **WOULD** to talk about unreal or unlikely situations

- If I were the president of my company, I **would** make a lot of changes.
- If people were more generous, there **wouldn't** be so much poverty in the world today.
- She **would** travel around the world if she had more vacation time.

Note: In this case, **would** is often shortened to **'d**

- If I were the president of my company, **I'd** make a lot of changes.

## Use **WOULD YOU LIKE** to make polite offers

Here are some examples of using **would you like...?** to make polite offers:

"**Would you like** anything to drink?"

"A soda would be great. Thanks!"

"**Would you like** to join us for dinner?"

"I'd love to, but I actually have other plans tonight."

"**Would you like** to see some pictures from my vacation?"

"Sure!"

### **Don't use "to" after should, could, and would:**

- ~~You shouldn't to smoke.~~  
You shouldn't smoke.
- ~~We could to order pizza tonight.~~  
We could order pizza tonight.
- ~~I would to buy a new car if I had the money.~~  
I would buy a new car if I had the money.

### **Quiz - Difference between Should, Could, and Would**

Click here to take the quiz!

<http://www.espressoenglish.net/difference-between-should-could-and-would/#quiz>

# Past Perfect

---

The **past perfect** is “the past before the past.” You can use it to talk about an event that happened before another event in the past. The past perfect is formed with:

## had + past participle

- I **had studied** English for several years before I traveled to the U.S.
- I **hadn't studied** English before I traveled to the U.S.
- **Had** you **studied** English before you traveled to the U.S.?

## Past Perfect Example 1

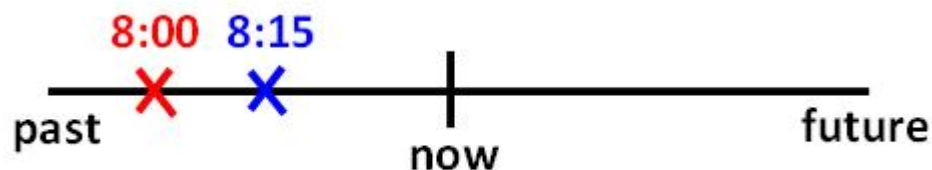
Imagine you are late for work on the day of an important meeting.

1. The meeting started at 8:00
2. You arrived at 8:15

You can use the past perfect to say:

“The meeting **had** already **started** by the time I **arrived**.”

**The meeting had already started  
by the time I arrived.**





## Past Perfect Example 2

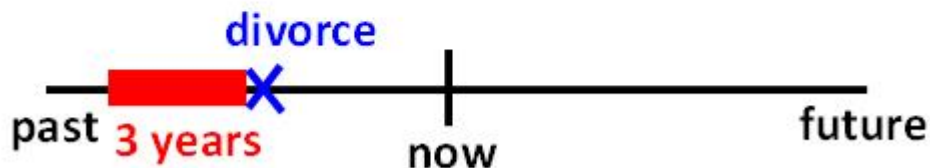
Imagine that there is a husband and wife who got divorced last year. Before the divorce, they were married for 3 years:

1. They were married from 2008-2011.
2. They got divorced in 2011.

You can use the past perfect to say:

“They **had been** married for 3 years when they divorced.”

They had been married for 3 years  
when they divorced.



### It's common to use the short form 'd:

They'd **been** married 3 years when they divorced.

When I checked my cell phone, I saw that she'd **called** me twice.

By the end of the day, I'd **written** two hundred e-mails.

## “Had had”?

With the **past perfect**, it's possible to have the structure “**had had**” and “**hadn't had**” in a sentence, when “had” is both the auxiliary verb and the main verb. In these cases, it's very common to use the short form: **'d had**.

I **had had** five different jobs by the time I was 30 years old.

I'd **had** five different jobs by the time I was 30 years old.

When I saw him, I could tell that he **had had** too much to drink.

When I saw him, I could tell that he`**d had** too much to drink.

I told my boss that I **hadn't had** enough time to finish the project.

We **had never had** an argument until last week.

## Signal Words for the Past Perfect

In general, these words (only when used about a situation **in the past**) signal the use of the past perfect in the sentence:

### By the time

I`**d finished** all the work **by the time** you called.

### When

**When** we arrived at the airport, our flight **had already left**.

### Before

**Before** we sold our car, we **had owned** it for 12 years.

### Until

He`**d never met** a native English speaker **until** he visited London.

### Said

She said that she`**d lost** her wallet.

**Note:** The simple past and the past perfect are often in the same sentence, but **not necessarily**. It's possible for the first sentence to establish the "context" of the past, and for following sentences to be in the past perfect:

I first **met** John in 2001. He **had been** looking for work for the past two years. Although he **had gone** for interviews in several big companies, nobody **had hired** him.

### Quiz: Past Perfect Exercises

Click here to take the quiz!

<http://www.espressoenglish.net/past-perfect-english-grammar#quiz>

## Present Perfect or Past Perfect?

---

Both present perfect and past perfect talk about something that happened before a point in time (reference point).

In the **present perfect**, our reference point is the **present**.

In the **past perfect**, our reference point is in the **past**.

### Present perfect

- An action that started in the past and **continues to the present**.  
I have lived in this city for six months.
- An action that happened **before now** (unspecified time)  
I have been to Japan twice.

### How to form the present perfect:

HAVE / HAS + past participle

### Examples of the present perfect:

- My mother **has** just **gone** to the store.
- Janet **has lived** abroad for five years.
- I **haven't seen** the new movie yet.
- **Have** you **finished** your homework?

It's very common to use the contractions **'ve** and **'s** in the present perfect:

- I**'ve** been to Japan three times.
- My mother**'s** just gone to the store.
- Janet**'s** lived abroad for five years.

## Past perfect

An action that happened **before a time in the past**:

"When I arrived at the office this morning, I discovered that I **had left** my computer on the night before."

**How to form the past perfect:**

HAD + past participle

**Examples of the past perfect:**

1. I went to Japan in 1988 and 1991.
2. I turned 10 years old in 1994.

**I had been to Japan twice by the time I was 10 years old.**

1. My husband ate breakfast at 6:00 AM
2. I woke up at 7:00 AM

**When I woke up this morning, my husband had already eaten breakfast.**

It's very common to use the contraction **'d** in the past perfect:

I**'d** traveled to five different countries by the time I was 20 years old.

### Present Perfect vs. Past Perfect Quiz

Click here to take the quiz!

<http://www.espressoenglish.net/difference-between-present-perfect-and-past-perfect-in-english/#quiz>

# Passive Voice: Present / Past

---

## Passive Voice: Definition

In the active voice, the subject of the sentence **DOES the action:**

**John painted** the **house** last week.

**Subject / verb / object**

In the passive voice, the subject of the sentence **RECEIVES the action.**

The **house was painted** last week.

**Subject / verb**

Notice that the **object** of the active sentence (house) became the **subject** of the passive sentence.

## Passive Voice: Use

The passive voice is used when:

1. **We do not know who did the action**

Example: The documents were stolen.

(we don't know who stole the documents)

2. **The receiver of the action is more important**

Example: The pyramids were built nearly 5,000 years ago by the ancient Egyptians.

(we want to emphasize "pyramids" more than "ancient Egyptians")

## Passive Voice: Form

To change an active voice sentence to a passive voice sentence:

1. Make the object of the active sentence into the subject of the passive sentence.
2. Use the verb "to be" in the same tense as the main verb of the active sentence.
3. Use the past participle of the main verb of the active sentence.

Here are some active and passive voice examples to help!

**Active:** People drink champagne on New Year's Eve.

**Passive:** Champagne **is drunk** on New Year's Eve.

**Active:** Chefs use these machines to mix the ingredients.

**Passive:** These machines **are used** to mix the ingredients.

**Active:** They renovated the restaurant in 2004.

**Passive:** The restaurant **was renovated** in 2004.

**Active:** The teachers informed the students that the class had been cancelled.

**Passive:** The students **were informed** that the class had been cancelled.

## Passive Voice: Present

In the present, the passive voice uses the verbs **is** and **are** + past participle of the main verb. The passive voice present is often used to describe:

### Processes

- First the apples **are picked**, then they **are cleaned**, and finally they're **packed** and **shipped** to the market.

### General thoughts, opinions, and beliefs

- New York **is considered** the most diverse city in the U.S.
- **It is believed** that Amelia Earhart's plane crashed in the Pacific Ocean.
- Hungarian **is seen** as one of the world's most difficult languages to learn.
- Skin cancers **are thought** to be caused by excessive exposure to the sun.

## Passive Voice: Past

In the past, the passive voice uses the verbs **was** and **were** + past participle of the main verb.

The passive voice past is often used to describe:

### Events in history

- George Washington **was elected** president in 1788.

### Crimes / Accidents

- Two people **were killed** in a drive-by shooting on Friday night.
- Ten children **were injured** when part of the school roof collapsed.

...as well as in many other situations when the person who did the action is unknown or unimportant.

### Quiz: Passive Voice Exercises - Present and Past

Click here to take the quiz!

<http://www.espressoenglish.net/passive-voice-examples-exercises-present-past#quiz>

## Reported Speech: Statements

---



### What is reported speech?

“Reported speech” is when we talk about what somebody else said:

- **Direct Speech:** “I’ve been to London three times.”
- **Reported Speech:** She said she’d been to London three times.

We often use “reported speech” when talking about a conversation that happened in the past. There are some changes to the verbs with reported speech; read the table to find out how each verb tense changes:

DIRECT SPEECH	REPORTED SPEECH	EXAMPLE
Simple present	Simple past	“I <b>want</b> to go home.” She said she <b>wanted</b> to go home.
Present continuous	Past continuous	“I’ <b>m reading</b> a good book.” She said she <b>was reading</b> a good book.
Simple past	Past perfect	“I <b>ate</b> pasta for dinner last night.” She said she’ <b>d eaten</b> pasta for dinner last night.
Present perfect	Past perfect	“I’ <b>ve just finished</b> cleaning my room.” She said she’ <b>d just finished</b> cleaning her room.  “My mother <b>has never been</b> to Japan.” She said her mother <b>had never been</b> to Japan.
Can / can’t	Could / couldn’t	“I <b>can</b> meet with you next Monday.” She said she <b>could</b> meet with me next Monday.  “Sorry, I <b>can’t</b> talk now. I’m at work.” She said she <b>couldn’t</b> talk at the moment because she was at work.
Will / won’t	Would / wouldn’t	“I’ <b>ll pick</b> him up at the airport.” She said she’ <b>d pick</b> him up at the airport.  “I <b>won’t</b> tell anybody your secret.” She said she <b>wouldn’t</b> tell anybody my secret.



**Be careful:** "said" and "told" have a small difference.

After "told," we need to include a person:

- She said that she wanted to go home.
- She told **me** that she wanted to go home.
- She told **John** that she wanted to go home.
- ~~She told that she wanted to go home.~~
- ~~She said me that she wanted to go home.~~

### Reported Speech (Part 1) Quiz

Click here to take the quiz!

<http://www.espressoenglish.net/reported-speech-part-1-statements#quiz>

## Reported Speech: Requests, Orders, Questions

---

How to form reported requests, orders, and questions:

DIRECT SPEECH	REPORTED SPEECH	EXAMPLE
Requests/orders	Asked (me/him/her) to... Told (me/him/her) to...	"Please make 10 copies of this report." She <b>asked me to</b> make 10 copies of the report.  "Go to the bank." He <b>told me to</b> go to the bank.
Yes/no questions	Asked if... Wanted to know if...	"Are you coming to the party?" He <b>asked if</b> I was coming to the party.  "Has John seen the new movie?"

		She <b>wanted to know if</b> John had seen the new movie.
<b>Other questions</b>	<b>Asked... Wanted to know...</b>	<p>"When was the company founded?" She <b>asked</b> when the company was founded.</p> <p>"What kind of car do you drive?" He <b>wanted to know</b> what kind of car I drive.</p>

### 1. Requests/orders

"**Asked me to**" is used for requests.

"**Told me to**" is stronger; it is used for orders/commands.

The main verb stays in the infinitive:

She asked me **to make** copies.

He told me **to go** to the bank.

### 2. Yes/no questions

"**Asked if**" and "**wanted to know if**" are equal.

The main verb changes according to the [rules for reported statements](#):

"**Did** you **turn off** the TV?" (past simple)

She asked if I **had turned off** the TV (past perfect)

We don't use the auxiliary verbs "do/does/did" in the reported question.

### 3. Other questions

"**Asked**" and "**wanted to know**" are equal.

We don't use the auxiliary verb "do" or "does" in the reported question:

"Where **does** he work?"

She wanted to know **where he works**.

In questions with the verb "to be," the **word order** changes in the reported question:

"Where **were you** born?" (Question word + [to be] + subject)

He asked where **I was** born (Question word + subject + [to be])

~~He asked where was I born~~

### Reported Speech (Part 2) Quiz

Click here to take the quiz!

<http://www.espressoenglish.net/reported-speech-part-2-requests-orders-and-questions#quiz>

## Thank You!

---

I hope this Free English Grammar E-Book has helped you!

If you have any questions, please e-mail me: [help@espressoenglish.net](mailto:help@espressoenglish.net)

Please share this e-book with your friends and classmates ☺

